



Stitches-N-Stuffing & **BERNINA**[®]

Creative Sewing at its Best!

Class Newsletter

June-July 2009

Learn to Sew Series

The following classes are for new sewers or for those who are getting back into sewing and need a refresher course. Here you'll learn all about the basics of sewing, the tools you'll need, and how to use them. Sign up now- these classes always fill up quickly.

Basic Quilting

Welcome to the world of quilting! These classes are for the first-time quilter and are one of the easiest of our beginner classes. You'll learn all about the basic quilting tools and how to use them (including the rotary cutter), how to piece accurate 1/4" seams, strip piecing, and how to quilt and bind your first project. You'll also get tips for picking out your fabric, and with a bit of work at home you'll finish your first quilt! **NO EXPERIENCE NECESSARY!**

Nine Patch

4 sessions: \$50.00 plus supplies

All Levels

Kellie Chase

Dates: Sun. June 14, 28, July 12, Aug. 2 12noon-2:30pm

Triple Rail

4 sessions: \$50.00 plus supplies

All Levels

Judith Fay or Sharon Smith

Dates: Thurs. June 4, 11, 18, July 2 7-9pm

Weds. July 29, Aug. 12 12:30-4:30pm

Beginning Paper Piecing

Jeannie Skogh

If you have ever wanted to try foundation paper-piecing, then this is the class for you! We will construct three paper-pieced star blocks, and then finish them as a patriotic wall hanging. A limited number of kits will be available at the time of class. A maximum of six students for this class, so sign up early!

1 session: 25.00 plus supplies

All Levels

Dates: Tues June 16

12noon-3pm

Kids Workshop

Kellie Chase & Jeannie Skogh

During this three day sewing camp each child will finish a lap sized quilt. All supplies are included in the class registration. Ages 8 and up please.

3 sessions: \$75.00 includes all supplies

Beginning Levels

Dates: June 17, 18 & 19

9:30am-12noon

July 1, 2 & 3

9:30am-12noon

Aug. 5, 6 & 7

9:30am-12noon

Sewing Machine Basics

Lori Szypura

Learn basic machine operations; all about what needles and threads to use with different fabrics, what you can use the presser feet for, how to wind a bobbin, how to sew on knits, and a lot more general sewing information in this one-on-one session with one of our sewing enthusiasts. Thread and fabric is included with the class fee, just bring your sewing machine, all the parts and pieces to it, the manual for your machine and a pad of paper and pen. This class is for any sewing machine owner who did not purchase their machine from our store. Class time is 1-1/2 hours.

1 session: \$35.00

Beginning Levels

Dates: Call to make an appointment

Strappy Summer Top for Teens to Sew

Jeannie Skogh

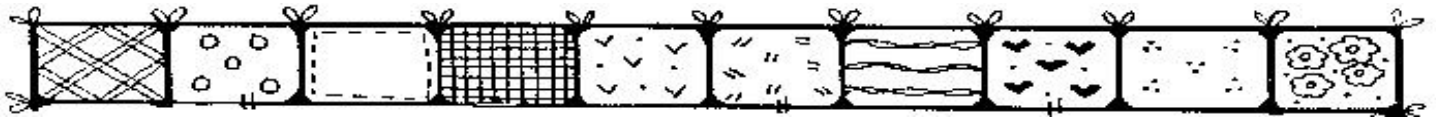
Learn the basics of sewing with this easy summer top. We will start with choosing your fabric, measuring for correct size, pattern layout, cutting, sewing and finishing. Come and join the fun. **This class is specifically formatted for junior high teen through high school teens.** A maximum of four students per class only. Students should have previous experience on the sewing machine.

1 session: 25.00 plus supplies

Beginning Level

Dates: Mon. June 22

10am-12:30pm



April Floral Appliqué Machine Quilted Quilt

Judith Fay

Learn free motion machine quilting while working on an exuberant floral wall hanging! We'll begin with the basics of fusing but we'll spend the majority of the class learning the fun of free motion quilting. This is an ideal project for a beginning machine quilter (no straight lines!) and you'll learn the basics and how easy it is to move into being more inventive and creative. We will not have time in class for you to actually create your quilt, but we will have plenty of time for learning and play. You must have a machine capable of doing free motion quilting (BSR nice but not required) and an open embroidery foot for your machine. You will also need to bring several fat-quarter sized (roughly 1/2 yard) quilt sandwiches and contrasting thread to class. Please look at the supply list for complete instructions. Don't let the fear of machine quilting hold you back from your creativity! I promise you, this is fun.

1 session: \$35.00 plus supplies

Experienced Beginner Level

Dates: Sat. June 20

12:30-4:30pm

Black and White Quilt

Sabrina Cassidy

Use those new bold black and white fabrics! Choose an accent color (mine was turquoise) and then we will add color to our black and white fabrics using fabric markers or fabric paint. Since the markers have a limited color selection, I chose this first: then picked a fabric to match. For the most graphic impact, choose a bold fabric color with a tone on tone design or a plainer/small print design. I will bring my fabric markers and some paint for you to try. You can choose your accent fabric when you come to class. This is just like paint by numbers!

1 session: \$45.00 plus supplies

All Levels

Dates: Tues. July 21

10am-3pm

Block of the Month

Lori Szytura

We've done something a little different for our new Block of the Month class - it's a medallion surrounded by lots and lots of borders! Sign up now and we'll keep working on this quilt until August of 2009. Learn paper piecing, flying geese, strip piecing, diagonal settings, plus a whole lot more. You'll also get to see the newest techniques that will make your piecing go a whole lot quicker, and your piecing more accurate. Come in for this one hour lecture/demo. You'll get your fabric pack plus the instructions for that month's block. Then all you have to do is go home and piece it. So don't delay - seating is limited in this class. We started in September, but it's not too late to join; you won't get the fabric packs from previous months, but we'll give you the yardage amounts so you can catch up.

4 sessions: \$15.00 per month, payable at class time.

All Levels

Dates: Sat. June 6, July 11, Aug. 1

9-10am

Bubble Dress

Wendy Hainey

The unique scallops on the sides of this dress and the bubble hem make it a true standout. You'll want to make several for your little girl's spring wardrobe! (sizes 2T-5T) Gathering a skirt, lining a dress and buttonholes are just a few of the techniques you'll learn.

1 session: \$40.00 plus supplies

Experienced Beginner

Dates: Sat. June 13

12noon-5pm

Christmas in July #1

Kellie Chase

Would you like to finish a holiday quilt before the holiday season even starts? This fantastic pinwheel chain is mostly constructed using fat quarters. This red and green quilt is great for the holidays, or you can change the colors for a different look. A limited number of kits are available.

3 sessions: \$55.00 plus supplies

Experienced Beginner Level

Dates: Sun. July 12

2:30-4:30pm &

July 19

12noon - 4pm &

Aug. 2

2:30-4:30pm

Christmas in July #2

Sabrina Cassidy

Once you make one of these Yellow Brick Road quilts it'll be hard to stop. This is really a quilt-in-a-day type of project. The lap size quilt uses 12 fat quarters. I have also adapted the cutting instructions for the layer cake fabric packs. This is a great quilt to make and to give as a gift. We'll talk about some quick rotary tips that will save you time at the cutting table. You should get most of the top done in class.

1 session: \$45.00

All Levels

Dates: Thurs. July 23

10am-3pm



Classroom Basics...Don't leave home without them!

For most of the classes at Stitches-N-Stuffing please bring your basic sewing supplies such as: small scissors, straight pins, rotary cutter & ruler, marking pen or pencil & of course a notepad & pen for taking notes. These few things will keep you on task in class. Thanks!



Eco-Bags

Wendy Hainey

Go green with Stitches N Stuffing! We'll make reusable lined bags that fold flat into their own pockets- perfect for stashing in your purse before shopping. Choose from three sizes that will work for anything from groceries to a packed lunch. As a bonus, you'll also learn to make a small napkin with mitered corners from your scraps to go with the lunch tote. This bag is unlike any other you may have made before. The way it comes together is like magic!

1 session: \$25.00 plus supplies

Beginning Levels

Dates: Sat. June 6

12noon-3pm

Embroidery Block of the Month

Lori Szypura

Have you seen this new embroidery company? We'll use their Halloween themed embroidery design pattern to make appliquéd-in-the-hoop embroidery. When it's done, you'll join the blocks together to have a delightful holiday themed quilt that's ready to make everyone smile. Your initial sign-up fee includes the classes, and there is a kit fee of \$16.50 each month during which you'll get your appliqué directions, receive a fabric pack and instructions on some sewing. This is a lecture/demo class, so you get to leave your machines at home. **All makes and models of embroidery machines are welcome.** There will be a finishing kit offered in July's class. Although this class has been in progress since February, you are more than welcome to join in.

3 sessions: \$16.50 per month plus pattern

All Levels

Dates: Tues. June 16

9-10am or 7-8pm

Tues. July 21

9-10am or 7-8pm

Embroidablock™ Machine Embroidery Block of the Month

Lori Szypura

Join us as we use Hoopsisters to bring you a unique Machine Embroidery Block of the Month program to you. We will meet once a month for 10 months, during which you will create a Crazy Compass quilt- all done in the hoop! This combines piecing with embroidery to produce a look of elegance and add interest to your quilt blocks. It is designed to give both the novice and master quilter a method of quilting that uses little or no math, requires minimal cutting, is innovative, fun and results in every block sewn to perfection. Fabric kits will be available, fabrics similar to the model in the store. **Prerequisite:** Must be knowledgeable about your embroidery machine, and must have a sewing of field of 5+ or more. **All makes and models of embroidery machines are welcome.**

10 sessions: \$10.00 per month, plus supplies & fabric kit

All Levels

Dates: Weds. July 8

9-10am or 6-7pm

Weds Aug. 12

9-10am or 6-7pm

More dates to follow for September thru March

Fabulous and Fun Club

Sharon Smith

Everyone loves the quilts in Evelyn Sloppy's 40 Fabulous Quick Cut Quilts because every one is truly fabulous and fun to make. Join our FABULOUS & FUN CLUB which will meet once each month. Each session will feature a new quilt from the book. This summer we will work on CHEERIO. This bright and cheery quilt is ideal for using scraps or fat quarters. You will learn tips for making perfect half square and quarter square triangles, as well as a technique for controlling the scrappiness of your quilt. Here's a chance to find a happy home for many of your smaller scraps. You'll have ample class time for sewing and meet new friends. Stop in and see the model.

3 sessions: \$55.00

Experienced Beginner

Dates: Sun. June 28, July 26, Aug. 16 1:00-4:00 p.m.

Floral Fireworks or Ruffles Quilt

Sabrina Cassidy

These two great floral appliqué quilts by Sew Be It make a dramatic statement in any home. Floral Fireworks is a large 60+x 60+ wall hanging, and Ruffles is only 32+x 44+. Choose the pattern that you like best. Both quilts feature easy fusible appliqué, and are easy to piece. Please indicate your choice of pattern when you sign up for the class.

1 session: \$45.00

All Levels

Dates: Weds. July 22

10am-3pm

Knitting With Fabric

Pat Brown

Learn the basics of knitting using cotton fabrics. You will learn the same techniques you can use on any form of knitting for future projects. Using fabric is a fast, fun way to create unique scarves and throws. We will be making a scarf in class for your first project. All levels of knitters are welcome.

1 sessions: \$20.00 plus supplies

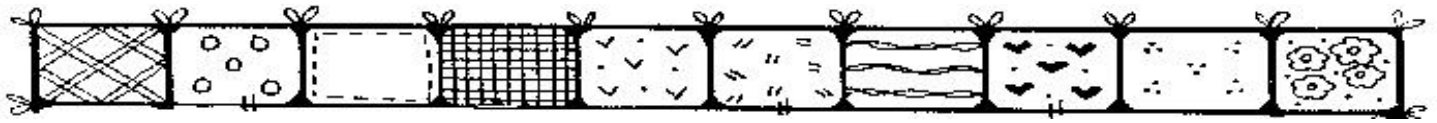
Beginning Levels

Dates: Sat. June 27

1-3pm

Questions? Call 630-420-7050 Ext. 2

BERNINA®



Oh Beautiful Cross Stitches Sampler

Trudi Smith

A new sampler is starting. This beautiful 27 band sampler will be taught in six monthly sessions. Join us as we learn the many specialty stitches that create the purple mountains majesty above the fruited plains. Yes, this sampler is based on the song. What a great way to share your patriotism as well as your love of needlework. **You must be comfortable stitching over 2 on 32ct. linen.** Sign up for the first three months now!

3 sessions: \$50.00 plus supplies

Intermediate to Advanced Stitchers

Dates: Sat. June 20, July 18, Aug. 15 9:30am-12noon

Oopsie Daisy Quilt

Teri Karls

A very fun quilt to make with great results too. This is a strip quilt made from fat quarters to form the strata panels and then a machine appliquéd huge daisy on top. The store sample is done in black and white and is so very fun! The first class we will be working on the strata and the second class we will continue the strata and work on the appliqué. Stop by the store on Monday or Wednesday and I will help you choose fabrics before the class

2 sessions: \$45.00 plus supplies

Experienced Beginner

Dates: Tues. June 9, 23 10am-1pm

ScrapTherapy™ Quilt

Lori Szytura

Spring into action! Arend you tired of digging through piles and piles and piles of fabric leftovers to find the perfect scrap for your quilt? Don't you wish there was a way to get organized? There is! Join quilters everywhere who are turning fabric scraps into quilted projects! Convert your twisted wads of fabulous quilting fabrics into projects you can use! All you need is a plan. You need ScrapTherapy.

Cutting Class

Experienced Beginner

1 session: \$15.00 plus supplies

Dates: Mon. June 8 9-10:30am
Mon. June 8 6-7:30pm

Quilt Class

Experienced Beginner

Prerequisite: Cutting Class

1 session: \$20.00 plus supplies

Dates: Wed. June 10 9-11am
Tues. July 14 6-8pm

Sewing Play Days

Lori Szytura

Check this out! You get to come in without lugging in your sewing machine and learn a new sewing technique! Just sit back and watch the sewing presentation, then we'll have machines all set up and ready for you to sit and try out the techniques. You'll go home with handouts and a CD so you can try out your new skills at home. Lots of projects, Show-n-Tell, techniques and just a whole lot of fun to be had. Be sure you don't miss this! **All makes and models of sewing machines are welcome!**

1 session: \$10.00 plus supplies (50% discount given if you attend the entire class!) All Levels

Dates: Mon. June 15 9am-12noon
Tues. July 14 9am-12noon

Slouch Bag—Teen Workshop

Jeannie Skogh

This cute over-the-shoulder bag is fully lined and great for carrying all your things. We will start with choosing the two fabrics for the bag, and then the cutting, sewing, and finishing. Come join the fun! Enrollment is limited to four students, so sign up now.

1 session: \$35.00 plus supplies

All Levels

Dates: Tues. July 14 12noon-4pm

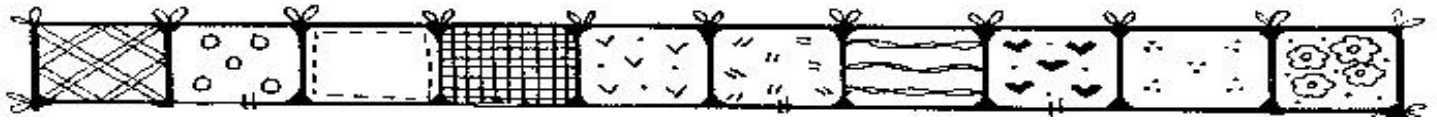
Not sure what level you are?

Beginner: No previous sewing or quilting experience.

Experienced Beginner: Previous experience with a sewing machine for quilting and rotary equipment. You have probably taken at least one quilt class, like our Triple Rail quilt classes. You can piece with a 1/4" seam allowance accurately.

Intermediate: Very familiar with your sewing machine and confident with your rotary cutting skills. Ready to tackle a more involved and challenging quilt design.

Did you forget what the class samples look like? Well, just go to www.stitchesnstuffing.com and you can see the class samples in living color! Plus we keep our web site up-to-date on a bi-weekly basis, so you can see all the latest classes as we get them. Don't forget, go to www.stitchesnstuffing.com to keep current with all the terrific happenings here at Stitches.



S-N-S Needlers' Club

Trudi Smith

Finish those hand needlework projects in a friendly, relaxed environment with others who share your love of the art. Cross-stitch, embroidery, punch needle, hardanger, needle felting, drawn thread, pulled thread and stumpwork are all among my specialties. So let the Needlers motivate you can get you going. Join there to help. We love to have you join us for the fun!

4 sessions: \$50.00 plus supplies

All Levels

Dates: Sat. June 27, July 25, Aug. 22 9:30am-12noon

Software & Embroidery Play Days

Lori Szypura

Join us for this great lecture/demo on Bernina software, then spend the second half of the class learning something new to do with your embroidery machines. No need to bring your machines or computers to class- you go home with a CD on the software presentation and handouts for the embroidery section! Topics are varied, so you never know what you learn, you have to come and find out! Even if you don't have software, you learn something new about your embroidery machine, and some new ways of using your embroidery. **All makes and models of embroidery machines are welcome!**

1 session: \$10.00 plus supplies (50% discount given if you attend the entire class!)

All Levels

Dates: Weds. June 17

1-4pm

Mon. July 20

9am-12noon

3-D Needle Felting

Trudi Smith

It was a hit at our Christmas Open House! Remember those cute wool critters from WoolPets? Well, come and learn how easy it is to make these wonderful little creatures. Don't miss the fun! Sign up today.

1 session: \$25.00 plus supplies

All Levels

Dates: Sat. July 25

1-3:30pm

Two Color Beauty Quilt

Kellie Chase

This two color quilt looks very impressive and challenging, but yet fairly simple to construct. You can choose a kit with blue and white fabrics, or choose your own. All the tricky triangle pieces are sewn with squares for perfect blocks. A limited number of kits are available, please reserve yours when you sign up.

2 sessions: \$45.00

Experienced Beginner

Dates: Sun. June 7

12:30-4:30pm and

Sun. June 28

2:30-4:30pm

Virtual Classes from Oklahoma Embroidery Supply & Design (aka www.Embroideryonline.com)

Come see what's new and what's different in the world of machine embroidery! Sit back and relax as we dial in and watch one of Oklahoma's national educators present a program about the new and wonderful in embroidery. **This lecture/demo class welcomes all brands of embroidery machines!** The topics presented pertain to all makes and models of embroidery machines.

1 Hour Projects

Only have an hour to create something wonderful? Want to create a fun hoop project? Join us as we guide you through the steps of exciting one hour projects. Then it's your turn! You will have the instructions to guide you through the process, but you get to make them on your own!

1 session: \$10.00 plus supplies

All Levels

Dates: Weds. June 17

5-6pm

Store Hours

M-T-W-F & Sat. 10-5

Thurs. 10-8

Sunday Closed

With any machine Service of \$79.95 or more...

Receive 2 packs of sewing machine needles

Offer good only with this Coupon, May 1 thru August 31, 2009

Class Registration Form

Mail or Fax to...

Stitches-N-Stuffing
790 Royal St. George Dr. #119
Naperville, IL 60563

Phone 630-420-7050 ext. 2 Fax 630-420-0848 Website www.stitchesnstuffing.com

Please send a SASE for us to send you your supply list & receipt!

| | | | | | |
|--|-------------------|---|------------------|---|------------|
| First/Last Name | | | | | |
| Full Address | | | | | |
| AM Phone | | | PM Phone | | |
| Visa, MC or Bernina # w/exp. | | | | | |
| Signature | | VIP Card? YES or NO | | If YES, please send a copy of the | |
| E-Mail address | | | | side of card with your name on it. | |
| <input type="checkbox"/> First time SNS student | | <input type="checkbox"/> Returning SNS student | | | |
| | CLASS NAME | CLASS | DATES | AM/PM | FEE |
| 1. | | | | | |
| 2. | | | | | |
| 3. | | | | | |
| 4. | | | | | |
| 5. | | | | | |
| | | | CLASS FEE | TOTAL | |

Please send a SASE for supply lists & your receipt.

Send all mail to: Class Signups - Stitches-N-Stuffing - 790 Royal St. George Dr. #119 - Naperville, IL 60563



**Enjoy Stress Free Sewing in Class.
Try a Bernina in class!
See why nothing sews like a Bernina ...Nothing!
Bernina's Start at Just \$799**

Questions? Call 630-420-7050 Ext. 2

BERNINA[®]